

SUMMER
VACATION

HAPPY
SUMMER
HOLIDAY

LITTLE FLOWER CHILDREN SCHOOL-BALLIA



Affiliated to CBSE New Delhi [10+2]




The time to cheer aloud,
The time when you can play,
On the beach with your loved ones,
And do what your heart say,
There is no one to see here,
There is nothing as such to see,



Only the sunlight passing the
home, And clear blue sky as can
be, Summers are finally here,
So have a good summer time,
As it's the most
amazing time
Happy Summer Time.

Session- 2026-27

Class: Nursery


Passport
Size Paste
Photo

 STUDENT'S NAME : _____

 ROLL NO. : _____

 SECTION : _____

Holiday Homework





NOTICE



Happy Holidays!



NOTICE NO.: LFCS/May/09/2026



DATE: 22/05/2026

Dear Parents,

Summer vacation is a joyful and refreshing time for children. It provides them with an opportunity to relax, explore their interests, and learn beyond textbooks. It is also the perfect time to encourage creative thinking and skill development.

To make this vacation meaningful and engaging, we have prepared fun-filled and educational assignments. These have been designed to ensure that children enjoy themselves while learning. We encourage students to complete the tasks independently, with minimal assistance. Your cooperation will help us nurture responsible and curious learners. We would appreciate it if the children complete the assignments on their own. Help and guidance may be given wherever required. Let us work together towards the betterment of the students.



Exciting prizes will be awarded to the best five Holiday Assignments.



SUMMER VACATION STARTS FROM
23rd MAY 2026
TO 30th JUNE 2026



Classes will resume on **1st July 2026 (Wednesday)** as usual.

GENERAL INSTRUCTIONS TO BE FOLLOWED

- 1 The Summer Vacation is from **23rd May 2026 to 30th June 2026**.
- 2 Classes will resume on **1st July 2026 (Wednesday)** as usual.
- 3 The Summer Vacation Home Assignment is available on our website: www.lfcsballia.co.in
- 4 The school office will remain open from **8:00 am to 1:00 pm** during the summer vacation.
- 5 The holiday homework is to be done neatly and in accordance with the questions asked. Submit it to the subject teacher on or before **5th July 2026**. Late submissions will not be considered for prizes.
- 6 Mock Test Result Distribution will be held on **25th May 2026**, from **9:00 am to 11:30 am**.
- 7 Download the holiday homework pages and complete the tasks.
- 8 Handwriting should be neat and legible.
- 9 All holiday homework should be done in the designated holiday homework copy or on the given worksheets.
- 10 The holiday homework will be graded.
- 11 Work should be original and not copied from the internet.
- 12 Assignments should be submitted to the respective subject teachers. Surprise recapitulations will be conducted in July.
- 13 Encourage your ward to complete the holiday homework independently.

SUMMER TIPS FOR STUDENTS



Stay active: Go for walks, play outdoor games, do yoga and exercise daily.



Read daily: Books, newspapers, stories and comics improve knowledge and vocabulary.



Eat healthy: Eat fresh fruits, homemade food and drink plenty of water.



Learn new skills: Try cooking, gardening, art, music or any new hobby.



Spend quality time with family, help in household chores and talk to grandparents.



Avoid excessive screen time and make the best use of your vacation.

OTHER IMPORTANT POINTS

- ★ Maintain cleanliness and personal hygiene.
- ★ Be safe and follow all safety rules.
- ★ Use your time wisely and develop good habits.
- ★ Think positive, be kind and spread happiness.



*Let's make this summer a time of learning,
fun and beautiful memories!*



Thanks & Regards
LFCS BALLIA

SUMMER VACATION HOMEWORK

English Worksheet

★ Match the Letters ★

Draw a line to match each letter with the correct picture.

Aa

•

•



Bb

•

•



Cc

•

•



Dd

•


•



Ee

•

•



Ff

•

•



Gg

•

•



Hh

•

•



Ii

•

•



Jj

•

•



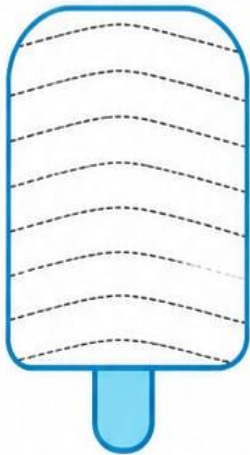
FUN ICE CREAM

TRACING ACTIVITY


Trace the lines and color the ice creams!




1



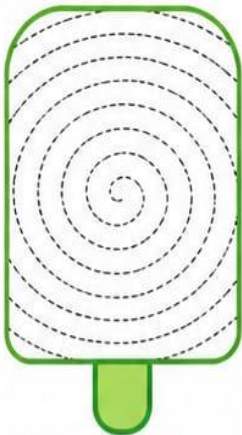
2



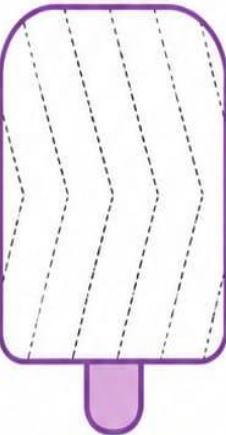
3



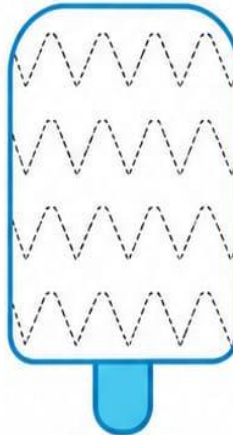
4




5




6




7



8



9



You Did It!
Great Job!



Name : _____

Date : _____

Well Done!

TRACE THE ALPHABET

Aa



Apple

Bb



Bear

Cc



Cat

Dd



Duck

Ee



Elephant

Ff



Frog

Gg



Grapes

Hh



House

Ii



Ice Cream

Jj



Jellyfish

Kk



Kite

Ll



Lion

Mm



Monkey

Nn



Nest

Oo



Orange

Pp



Penguin

Qq



Queen

Rr



Rainbow

Ss



Sun

Tt



Turtle

Uu



Umbrella

Vv



Vase

Ww



Whale

Xx



Xylophone

Yy



Yo-Yo

Zz



Zebra

PERFECT

LET'S TRACE

Numbers 1 to 10!




ONE




TWO




THREE



FOUR




FIVE




SIX



SEVEN



EIGHT



NINE



TEN





Count and Circle the Correct Number



3 1 2



4 2 1



3 4 1



2 3 1



3 2 1



4 1 3



5 3 4



6 5 4



2 3 1



4 2 3



3 4 2



5 2 3



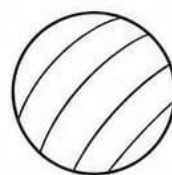













Name: _____

Date: _____



SAME or DIFFERENT

Colour the picture which is same from the following.




EVS WORKSHEET

Name: _____

Date: _____

Healthy Foods

Circle the healthy foods.



Name: _____

Draw a line from picture on left to the matching picture on right .



Name: _____

Date: _____

TRANSPORTATION

Color the means of transport according to where they go.



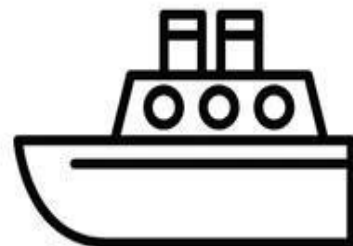
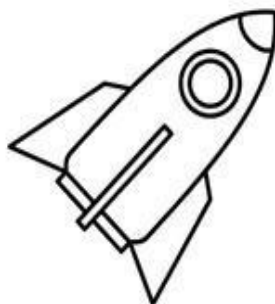

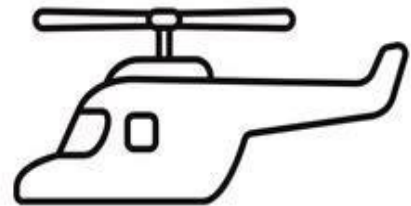
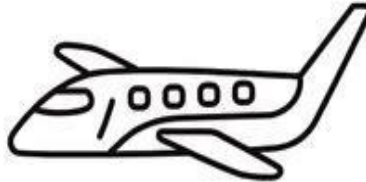
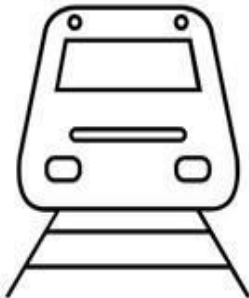
LAND



WATER



AIR



RHYMES

• Learn this Rhyme
and make a Video - **RHYMES**

Early to Bed



Early to bed,
And early to rise;
Makes a man
Healthy, wealthy and wise.

The Happy Sun

The sun wakes up early.

“Good morning!”
says the sun.

It shines on flowers,
birds, and children.


Everyone smiles.

The sun is happy.



नोट:- इस कविता को याद
करके वीडियो बनाएं - **भालू**

मजा आ गया खेल में,
भालू बैठा रेल में।
हँसकर बोला अच्छा टा टा,
मैं कर आऊँ सैर सपाटा।



मछली

मछली जल की रानी है,
जीवन उसका पानी है।
हाथ लगाओ डर जाएगी,
बाहर निकालो मर जाएगी।



Week-1

Activity 1: Alphabet Treasure Hunt

Materials Needed: Chart paper, crayons, pencil

Instructions to the learner:

1. Find one object each starting from the letter A, B, and C for e.g., Apple, Ball, Car at home.
2. Say the word and its letter sound aloud with your parent.
3. Draw and colour the object on the chart.
4. Write the letter next to each drawing.
5. This activity should be done with a parent's guidance.

Activity 2: Counting Carnival - Numbers Around Me!

Instructions to the learner:

1. Walk around the house with your parent.
2. Spot the numbers on clocks, remotes, calendars, books, etc.
3. Say each number aloud.
4. Record a short video saying the first 5 numbers you have found.
5. This activity should be done with a parent's guidance.

Activity 3: My Summer Chart

Instructions to the learner:

1. On an A4 size sheet draw or paste pictures of summer-related items like sunglasses, hats, mangoes, watermelon, and ice cream.
 2. Learn and speak two sentences of any two items.
(Example: "Mango is yellow. It is sweet.")
- This activity should be done with a parent's guidance.

Week-2

Activity 4: My Name Craft

Materials Needed: A3 size or chart paper, sketch pens or crayons, stickers, glitter, buttons, glue

Instructions to the learner:

1. Write your name on the paper with big letters.
 2. Colour each letter using crayons or markers.
 3. Decorate with stickers, glitter, or buttons.
- This activity should be done with a parent's guidance.

Activity 5: Big and Small Hunt

Materials Needed: Any 2 objects of different sizes (e.g., big spoon and small spoon, big ball and small ball)

Instructions to the learner:

1. Find one big object and one small object in your home.
2. Hold them and say, "This is big" and "This is small."
3. Place them side by side and see the difference in size.
4. You can also try sorting a few more items into big and small groups.
5. This activity should be done with a parent's guidance.



Activity 6: Water Fun

Materials Needed: A small plant, water, A4 sheet, glue, pictures of the plant on Day 1, Day 15, and Day 30

Instructions to the learner:

1. Learners must find a plant in the near vicinity like home, garden, park etc., and water it every day at the same time.
2. Take a picture of the plant on Day 1, Day 15, and Day 30.
3. Paste the pictures on an A4 sheet in the order as mentioned.
4. Talk about how the plant has changed.

Week-3

Activity 7: Story Time - Draw Your Favorite Character

Materials Needed: Paper, Crayons/Markers/Pens, Pencil

Instructions to the learner:

1. Listen to a short story narrated by your parent.
2. Draw your favourite character from the story.
3. Add details like clothes, facial expressions, etc.
4. Write the character's name under your drawing and the story name in the heading.
5. This activity should be done with a parent's guidance.

Activity 8: Sorting Express

Materials Needed: Various toys (big and small or different colors), A picture of yourself with the toys, Glue, Paper

Instructions to the learner:

1. Sort toys into two groups: one for big toys and one for small toys, OR one for red toys and one for blue toys.
2. Paste your picture with the toys on paper.
3. Label the groups (e.g., Big Toys, Small Toys or Red Toys, Blue Toys).
4. This activity should be done with a parent's guidance.

Activity 9: My Body Parts

Materials Needed: A printout of a human body outline or drawing paper, Crayons/Markers, Glue, Labels for body parts

Instructions to the learner:

1. Colour the body outline or simple figure on the paper with parents/adult help.
2. Label each body part like head, arms, legs, eyes, ears, nose, mouth, hands, feet, etc.
3. Take parent's help to label the body parts.
4. This activity should be done with a parent's guidance.